



ACCESSORIES

WHEEL ALIGNMENT GAUGE

Features the broader ranges (Caster +14°/-6°, Camber +8°/-8°, SAI +20°/-20°) necessary in today's new vehicles. This gauge is made with precision workmanship and quality materials. The housing is made of durable die cast aluminum. The multi-pole ALIGNCO MAGNET, with built-in cutting teeth, removes burrs on the hub surface. Levels are recessed to prevent breakage. Can be used with #91088 below.


OPTIONAL ADAPTER: 99961 - Adapter for mid & full-size cars.



99684
Previously WA684

ADAPTER FOR MAGNETIC ALIGNMENT GAUGES

Fits all cars and light trucks with wheel diameters up to 20 in. This rim adapter is used when the hub is inaccessible. The adapter easily attaches to the rim, using built-in thumb screws, to provide a machined surface for accurate measurement of caster, camber and steering axis inclination (use with 99684 caster/camber gauge).

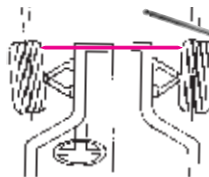


91088
Previously WA1088

WHEEL SPREADER

Take the play out of front wheels during alignment! Place this spring-loaded pressure bar between the tires to assure a more accurate alignment.

A must for Mercedes vehicles.



99918
Previously WA918

APPLICATIONS

99361 extends 46-74 in. for light trucks & cars.

99374 extends 39-60 in. for standard and compact cars.

TOE MEASURING GAUGES

Spring-loaded gauges easily adapt to a variety of tread widths in order to give fast, accurate toe readings.



99361
Previously WA361
99374
Previously WA374

77928 BRAKE PEDAL DEPRESSOR

An adjustable steel plate extends the length of the bar to put constant pressure on the brake pedal.

77938 STEERING WHEEL HOLDER

A must for proper alignments. This tool securely holds the steering wheel and covered hooks and base prevent damage to the steering wheel or seat.

77928

CAUTION:
Use only according to directions packaged with product.

77928
77938

CAUTION: This product is not a locking device. Use only according to directions packaged with product.

77938

APPLICATIONS

Cars and light trucks

DIMENSIONS

11" x 15-1/2" x 2"

Weight Limit: 5,000 lbs/wheel

Range: 100°

TURNTABLES (PR)

99750 is full floating with enclosed ball bearings. Large, easy to read dial is quickly adjusted to zero. Ideal for racks, pits, floor units or stands (99884 - next page). **Sold in pairs.**



99750
Previously WA750

99884

Previously **WA884**

FRONT WHEEL STANDS (PR)



Made of heavy gauge steel, these portable stands will enable the wheel alignment mechanic to perform alignments without an alignment rack. Designed to be used with 99750 turntables (optional). All legs have leveling adjustments. **Sold in pairs.**

DIMENSIONS

Base: 20-3/4" x 16-3/4"
Top: 15-1/2" x 11-3/4"
Height: 15-1/2" (with WA750 turntables)
Weight: 17 lbs. (Each)
Weight Limit: 2,500 lbs/wheel

99886

Previously **WA886**

REAR WHEEL STANDS WITH SLIP PLATES (PR)



Portable stands allow technicians to perform alignments without an alignment rack. Use with **99884** Front Wheel Stands, all legs have leveling adjusters. **Sold in pairs.**

DIMENSIONS

Top: 13-1/4" x 10-1/2"
Height: 15-1/2"
Weight: 28.5 lbs. (Each)
Weight Limit: 2,500 lbs/wheel

91851

Previously **WA1851**

REAR SLIP PLATES (PAIR)



With a total height of only 3/8", these low-profile slip plates allow a 2 inch total movement of the rear wheel while adjusting camber and toe. **Sold in pairs.**

DIMENSIONS

11-1/2" x 17-3/4" x 3/8"

99511

Previously **WA511**

99511 TOE BAR WITH SCRIBE

Gives toe readings (in 1/32 of an inch increments) by measuring distances between marks scribed at the center of the tire treads. Comes with 8 ft. bar, 11 in. pointers, 5 in. stands, and **99516** scribe.

99511

APPLICATIONS
Cars and light trucks

99512

Previously **WA512**

99512 TOE BAR WITH SCRIBE

Complete with 8 ft. bar, 17 in. pointers, 5 in. stands, and **99516** scribe.

99512

APPLICATIONS
Trucks, buses, vans and RV's

99548

Previously **WA548**


99548 TOE BAR WITH SCRIBE

Same as **99511** except with a 4 ft. bar with a 50mm gauge.

99548

APPLICATIONS
Honda ATVs, Yamaha ATVs

WA5119
11" Pointer



WA515-9L
17" Pointer

99512

99511

POINTERS

WA5119 11" Pointer
WA515-9L 17" Pointer

99516

Previously **WA516**

SCRIBE ASSEMBLY

Included with all the toe bars shown above (**99511**, **99512**, **99548**). This scribe is ideal for use with any style of toe measuring bar.

PT0500-01 - Replacement Pin.





BRAKE AND CV

ACCESSORIES

Carbide Brake Lathe Inserts

Brake Lathe Models	SPC Part #	Per Pack	OEM Part #	Cutting Edges	Description	Bits - Actual Size
Accu-Turn 8911,8922, 8944, 8989, 8991, 8993	06005 06010	5 10	433795 433796	3 3	Positive rake carbide bit.	
All Tool 747	06506 06510	6 10		3 3	Positive rake carbide bit.	
Ammco 1000,1001,3000,4000, 4100,7000,7700, On-vehicle lathe 700,705,710 Drum side on 3850	06202 06206 06210	2 6 10	6914-2 6914-6 6914-10	12 12 12	Negative rake carbide bit.	SPC Part # 06005 06010 40702 40706 40710 40710S
1000,1001,3000,4000, 4100,7000,7700, On-vehicle lathe 700,705,710 Drum side on 3850	06610	10		12-18	Round bits for round tool holders.	
3850,4000,7000,7500 6900,6950 Twin cutter/9381 Grinding Set	10306	6	7681-6	3	Positive rake carbide bit	
FMC-John Bean/Barrett 67BSD,67DLX,67GSA, 69DLX,701ECF,601PF FMC or Barrett 400,500,700	40702 40706 40710	2 6 10	90487 90488	3 3 3	Positive rake carbide bit with .020 radius. Left and right hand tool holders.	
67BSD,67DLX,67GSA, 69DLX,701ECF,601PF FMC or Barrett 400,500,700	40710S	10	90327	3	Original style positive rake carbide bit with .020 radius-Superior grade & grind for enhanced tool life	
500 Series On-The-Car Lathe	10306	6	91212	3	Positive rake carbide bit.	SPC Part # 06506 06510 06202 06206 06210 10306
500 Series On-The-Car Lathe	06202 06206 06210	2 6 10	90817	3 3 3	Negative rake carbide bit.	
Hofmann/RJ West True-Cut 400/401	40702 40706 40710	2 6 10	722-83-4	3 3 3	Positive rake carbide bit.	
	40710S	10	N/A	3	Ext. duty positive rake carbide bit.	
Hunter BL500 / BL505	06506 06510	6 10	221-583-3	3	Positive rake carbide bit. For Rotors.	
201,205	70210	10	V302-07-167	12	Negative rake carbide bit.	
Kwik-Way SDL,DL,850 Disc Lathe,NDL, BDL, CBL Kwi-Lathe On-The-Car #108-0005-04 ROTUNDA, LINE-O-TRONICS	80206 80210	6 10	109-1092-23	3 3	Positive rake carbide bits for rotor and drum.	SPC Part # 70210 90310
Performance 66, 6600, 7100, 7200, 7600	06506 06510	6 10	8711 8711	3 3	Positive rake carbide bits for rotor and drum.	
	40702 40706 40710	2 6 10	W139	3 3 3	Positive rake carbide bit.	
Perfect Equipment 400 & 450 Twin Turn						SPC Part # 06906 06910 80206 80210 70606
Pro-Cut 610 On-The-Car Lathe	06906 06910	6 10	50-741 50-742(8)	3 3	Positive rake carbide bit for Ford.	
610 On-The-Car Lathe	70606	6	50-701	3	Positive rake carbide bit.	SPC Part # 06906 06910 80206 80210 70606
Relis SW504 Swing Arm	80206 80210	6 10	SW4236-15	3 3	Positive rake 15 degree carbide bit.	
204C, 204D, 204S, 205DC, 415	90310	10	29687V	3	Positive rake carbide bit.	
2000	06202 06206 06210	2 6 10	45001	12 12 12	Negative rake carbide bit.	
RTI BRC500,BRC550 BRC35 On-The-Car Lathe	10306	6		3	Positive rake carbide bit.	SPC Part # 06610
Snap-On YA180,YA281	80206 80210	6 10	BTK10A	3	Positive rake carbide bit.	
Van Norman 204S Old Style, 205DR, 301, 303, 304, 305, 310, 404, 404,4 05	90203	3	302167	2	Positive rake parallelogram drum bit.	
243XV, 204C, 204D, 204S, 205DC, 415	90310	10	129687 866561	3	Positive rake bit.	
VGB 610 On-The-Car Lathe	70606	6		3	Positive rake carbide bit.	SPC Part # 90203

Teach Tip: Positive rake bits usually have 3 cutting edges, have a tapered shape to them, and are installed on a flat tool holder. Negative rake bits can have 12 cutting edges, are square with the edges, and are used with an angled tool holder.

00191

RIGHT HAND TOOL HOLDER




3/8" Square Shank

Fits Model 7000 Disc Rotor Lathe and 3000, 4000, 4100 Drum Lathes. Complete with Carbide Insert No. 062. **AMMCO**

00404

RIGHT HAND TOOL HOLDER

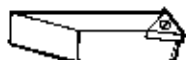


3/8" Square Shank

Fits all **FMC/JOHN BEAN** Brake Lathes and **ACCU-TURN**. Complete with Carbide Insert No. 407. **FMC/JOHN BEAN, ACCU-TURN**

00192

LEFT HAND TOOL HOLDER




3/8" Square Shank

Fits Model 7000 Disc Rotor Lathe and 3000, 4000, 4100 Drum Lathes. Complete with Carbide Insert No. 062. **AMMCO**

00405

LEFT HAND TOOL HOLDER



3/8" Square Shank

Fits all **FMC/JOHN BEAN** Brake Lathes and **ACCU-TURN**. Complete with Carbide Insert No. 407. **FMC/JOHN BEAN, ACCU-TURN**

06700

RIGHT HAND AND LEFT HAND TOOL HOLDERS



3/8" Square Shank

Fits **ALL TOOL, AMMCO, HUNTER, PERFORMANCE,** and **RELS.** Complete with Carbide Insert No. 06610. Number 06700 includes 2 holders, one right hand and one left hand, with bits.

Rotor Silencers



00050

00050 ON CAR BRAKE LATHE SILENCER

Designed for **Pro Cut** on car lathes, this silencer fits on top of the cutting tools, deflecting chips and damping chatter.




00069

00069 VENTILATED DISC SILENCER

Fits any ventilated rotor and is made of natural rubber with lead weight inserts. It easily wraps around rotor to deaden vibration and chatter.


DIMENSIONS: 32" long.



00070

00070 BENCH BRAKE LATHE SILENCER

This standard style silencer fits on top of the cutting tools, deflecting chips and damping chatter.



00094, 00096

00094, 00096 SILENCER BANDS

Large and small black rubber gasket-type silencer bands for solid rotors.

DIMENSIONS: **00094:** - 1/4" x 3/8" x 9" diameter **00096:** - 1/4" x 3/8" x 6-1/2" diameter



00095, 00195

00095, 00195 VENTILATED ROTOR DISC SILENCERS

Used on any brake lathe and with any ventilated rotor, they suppress vibration and noise. Segmented silencer is made of the finest latex rubber tubing with four (4) steel tubes to quiet chatter. Recommended for all disc resurfacing machines.

DIMENSIONS: **00095:** - 10" diameter **00195:** - 7" diameter



00098

00098 ADJUSTABLE VENTILATED ROTOR SILENCER

This adjustable silencer is made of latex tubing with lead weight implants.

DIMENSIONS: 32" long



00099

00099 ELASTIC ADJUSTABLE SILENCER

Dampen chatter, noise and vibration on solid and vented rotors.

DIMENSIONS: 3/16" x 3/8" x 6-3/4" diameter. Stretches to 19" diameter



09800

09800 SPRING LOADED SILENCER

Replacement for **Ammco 9800** Spring Loaded Silencer.



00080

00080 DRUM SILENCER

00080 drum silencer fits any passenger car drums. Made of natural rubber. It wraps around the drum and is secured with a buckle.

DIMENSIONS: 1-3/4" wide, 72" long

LATHE KNOB

Replacement knob for **AMMCO** Lathes (1 each).



06854

GRINDING PADS

These non-directional pads help produce a smooth finish on machined rotors. Replacement for **AMMCO 8756** pads. Adhesive mounting; 4" diameter; set of six.



00989

00991 – (Set of 10) - **Fine**
Replacement Pads

00992 – (Set of 10) - **Coarse**
Replacement Pads

SWIRL GRINDER

Non-directional hand held swirl finishing tool puts the required finish on your rotors. Lightweight aluminum handle with knurled grip makes a job fast and easy. Velcro-type mount, 4" diameter head.



00999

DISC BRAKE PADS (PAIR)

Made of a tough friction substance, these replacement pads easily snap onto the **AMMCO 7075** Disc Rotor Silencer. They are very good for thin, non-vented type rotors on many import cars.

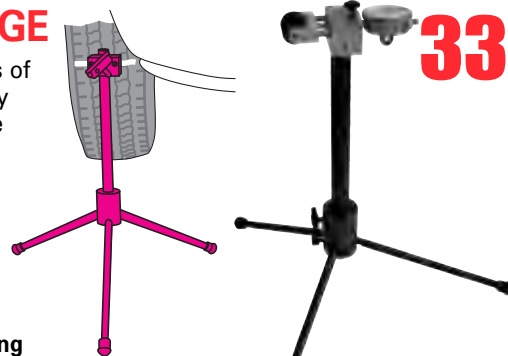


00083

RADIAL RUN-OUT GAUGE

Radial run-out is an out of round condition in which the radius of the wheel or tire is not consistent from the wheel center to any point on the rim or the tread. Tire and wheel radial run-out are often factors in troubleshooting ride and handling and in maintaining correct wheel balancing to reduce vibration.

- Measures vehicle vibration sensitivity
- Measures out of round condition
- Easy to use - only 2 adjustments
- Pinpoints high or low spots in the tire
- Determines accurate centering of tire and wheel mounting



33173



GAUGE FOR RUN-OUT SETS

This replacement gauge fits our stand-alone run out gauge (#33173 - above) as well as our #6454 and #6450 Sets below.



33174

TIRE/WHEEL RUN-OUT GAUGE SET

Gauge checks tire and wheel run-out; disc brake rotor run-out; and ball joint wear. Flex-Arm makes positioning easy. Clamping pliers securely attach anywhere on your balancer. Gauge has a large contact for checking radial run out, and a roller contact for checking wheels and side-walls. Six-inch extension provides added reach. Retaining ring prevents indicator from falling out. In a fitted case. Meets state requirements.

This set is covered by manufacturer's warranty serviced at their factory.



6454



BRAKE & CV

DISC ROTOR/BALL JOINT GAUGE

The gauge checks ball joint wear and disc rotor run-out. Meets requirements of all state inspection stations. All-purpose gauge can also check tire and wheel run-out (with attachments), gear backlash, valve guide wear and camshaft wear. With a retaining ring to prevent indicator from falling out when clamp is loose. In a fitted case.

This set is covered by manufacturer's warranty serviced at their factory.



6450

6478

BRAKE DRUM WEAR LIMIT GAUGE

A tough, mechanical gauge to measure all brake drums before machining. Covers 6" to 22" (150mm to 560mm) with a depth of 3" (76mm). Measures scores and bell mouth.

This set is covered by manufacturer's warranty serviced at their factory.

33020

UNI-FIT STEERING BOOT (PAIR)

This one-size fits-all Uni-Fit rack & pinion boot has been supplied throughout the world since 1981. It is made of durable, neoprene material that is oil, grease and water resistant. The kit includes two boots and two clamps to service both sides of the rack.

02099

Previously J020

CV BOOT CLAMP INSTALLATION TOOL

Designed for the low-profile clamps used to hold C.V. Boots on FWD vehicles. The 02099 comes complete with a ratchet.

33001

UNI-FIT CV SOLID REPLACEMENT BOOT

Manufactured of Neoprene, the boots are resistant to oil, grease, water, drying, abrasion, and tearing. They are easy to install and fit most front wheel drive passenger cars and light trucks. Each kit includes boot, OE type grease, universal clamps, and easy installation instructions. One size fits most cars.

This patented Conicalution™ design features continuously rounded fluting that evenly distributes stress and reduces boot wear.

- Rapid Turnover
- Reduces Inventory
- Simple to Catalog
- Easy Ordering
- Never Obsolete
- Saves Space
- Durable
- No Part Mix-ups

33053, 33054 BOOT CLAMPS

Stainless steel replacement bands in 2 lengths for securing the 33001 Uni-Fit boot.

- 33053 – (Set of 10) - 8 in.
- 33054 – (Set of 5) - 19 in.

Use our #02099 Boot Clamp (above) Installation tool to make tightening these clamps easy!

33060 BOOT CLAMP SET

Stainless steel replacement bands in 2 lengths for securing the 33001 Uni-Fit boot packaged on an easy to inventory card. Contains one each - 8 in. & 19 in.

32012

UNI-FIT REPLACEMENT BOOT ECONOMY PACK

The Economy Pack is ideal for the shop that wants to save inventory dollars. Bulk buying saves you time and money by having the lowest possible price boots waiting on your shelf. No more waiting for delivery service, no missed sales.

PACKAGE INCLUDES EVERYTHING NEEDED FOR CONTINUOUS SERVICE:

33001 - Uni-Fit CV Boots (12), Grease tubes (12), 18-1/2 in. Stainless steel bands (12), 7-1/2 in. Stainless steel bands (12), Instruction sheets.

Use our #02099 Boot Clamp (above) Installation tool to make tightening these clamps easy!